

Triplicado

SOCIEDADE PORTUGUESA DE ANTROPOLOGIA E ETNOLOGIA
NA FACULDADE DE CIÊNCIAS DO PORTO

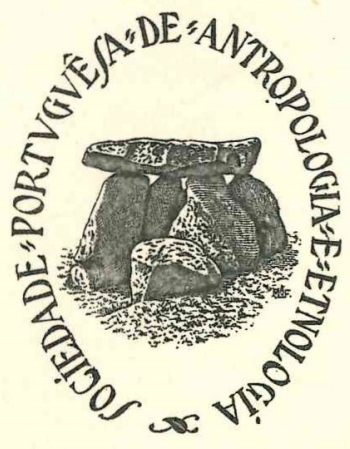
VOLUME DE HOMENAGEM AO PROF. DOUTOR MENDES CORRÊA

Table for the general shape of the negroes' hair

BY

J. R. DOS SANTOS JÚNIOR

Prof. of Anthropology of the University of Oporto
Haed of the Anthropological Mission of Moçambique



PORTO

Imprensa Portuguesa

108, Rua Formosa, 116

1959



B)
72.5(675)(04)
AN

Table for the general shape of the
negroes' hair

MUNICIPIO DE BARCELOS

BIBLIOTECA MUNICIPAL

Nº 54888

Renner
Barcelos

Table for the general shape of the negroes' hair

My dissertation for the competition for the post of «Professor Extraordinário» dealt with descriptive features in Anthropology ⁽¹⁾.

My large contact with the negroes in the Six Campaigns of the Moçambique Anthropological Mission ⁽²⁾ led me to study very tho-

⁽¹⁾ SANTOS JÚNIOR, *Tabelas de apreciação de alguns caracteres em Antropologia*, Porto, 1948, 43 pages and 33 figs.

This work was published in *Trabalhos da Sociedade Portuguesa de Antropologia e Etnologia*, vol. XI, Fasc. 3-4, Porto, 1948, pages 213-261, 16 figs.

Later on I presented to the «Premier Congrès International d'Anthropologie Differentielle», held at Royaumont in September 1950, a work which I entitled *Précisions apportées à quelques caractères descriptifs en Anthropologie*, in *Revue de Morpho-Physiologie Humaine*, 4.^e année, Bimestrel 1951, Fasc. II, Paris 1951, pages 50-65, 16 figs.

⁽²⁾ The Moçambique Anthropological Mission was created by Dr. FRANCISCO VIEIRA MACHADO. This distinguished Minister of the Colonies, appointed me head of the aforesaid Mission, a post which I have had the honour to occupy since 1936.

The Mission carried out Six Campaigns of country works in Moçambique, namely: 1936, 1939, 1945, 1946, 1948 and 1955.

Within the possibilities granted to us, my devoted collaborators and I have tried to study the complex and important problem of the Anthropology (in a wide sense) of Moçambique Negroes. Since I have mentioned them, let me now express my particular affection for the natives of our East Africa Province. As I said before and will repeat now, the more I know them the more I appreciate their numerous qualities and forgive their usually slight defects, as a rule, easy to correct.

I gave a summary of the activities of the Mission in the article *Antropologia de Moçambique*, published in the special number of the news-paper *Diário da Manhã*, celebrating the voyage of His Excellency the President of the Republic to the Overseas Province of Moçambique, Lisbon, September 1956, 31 pages, 2 figs.

roughly the descriptive features of the natives of Moçambique, for the judgement of which I made use of the classical tables published in the treaties of Anthropology ⁽¹⁾.

Suche tables proved undoubtedly insufficient for the estimation of the several descriptive features studied then, such as: the shape of the hair, the general form of the face or facial contour, the bridge, tip and septum of the nose, the shape of the nostrils and the outline of the lips.

Such insufficiency was for the first time presented by me in a brief critical analysis in my book *Contribuição para o estudo da Antropologia de Moçambique* ⁽²⁾.

In the several campaigns of the Moçambique Anthropological Mission, especially in those of the years 1945, 1946, 1948 and 1955, I went on working according to those tables, some of them already partly altered by me.

Whenever a case turned up which I could not fit into the types or standards of the table, I would take a note of it. It might be just a sporadic case, a merely accidental variation. In this case its anthropological meaning was not worth appearing in a standard table.

When the case outside the table appeared with a certain frequency we had to make its schematic drawing and include it beside the available table.

So I always did.

Hence arise the modified tables I published in my dissertation for the competition for «Professor Extraordinário», mentioned before.

In the 1948 and 1955 campaigns I carried on my minute study of the descriptive features. I corrected some ideas and confirmed opinions.

Thus, when observing and recording some facial features, I met with some difficulties on using or applying the respective tables.

Owing to the great importance of the descriptive features for the setting up of the different racial groups, it is undoubtedly convenient to fit the standard tables of each feature to the needs of a perfect observation.

The difficulties that turn up when trying to establish an accurate

⁽¹⁾ The tables used by us were those published in the excellent treaty, R. MARTIN, *Lehrbuch der Anthropologie*, 2nd. edition, Jena, 1928, 3 vol., 1816 pages.

⁽²⁾ SANTOS JÚNIOR, *Contribuição para o estudo da Antropologia de Moçambique — Algumas tribos do distrito de Tete*, Porto, 1944, 416 pages, 204 figs. and 12 tab. hors texte.

adjustment and systematization of the respective models or types of each table are well known.

This however is no reason to give up the progressive improvement of the standard tables.

Aiming at a logical simplification it seems convenient, at least for some features, to arrange tables of limited use, together with and besides the general ones. I think it quite convenient to plan the arrangement of tables to apply not to every race indistinctly but to certain race groups. We should arrange tables for the analysis of certain features only in the negro races, and others for the same features in the white ones. That is to say: in a table for the study of the outline of the negroes' lips, which are usually more or less thick and very often associated to a prognathism more or less obvious, it is of no moment to include the schemes or characteristic types of the thin-lipped orthognathous white races.

The same may be said for any other features, namely for the shape of the hair, with which we shall deal here in a special way.

*

* *

The importance of hair as a racial feature is obvious and irrefutable. It is so great that both the colour and shape of the hair deserve the qualification of characteristics.

Deniker, as is well known, in his classification of races, established the first six differential groups, considering essentially the shape and the colour of the hair.

Group I, characterized by «Spiral hair. Camerina» englobes Bushmen, Negritos, Negroes and Melanesians.

To study the shape of the hair we had Martin table, copied in fig. 1, in which schemes of smooth, wavy, curly and spiral hair are to be found.

It was this table we used for our work in Africa.

I found out spiral or woolly hair types clearly distinct from those in the table, of which I took due note.

As it well known, the aspect of the negroes' hair varies somewhat according to its length, its being dry or wet, and even to the manner it is combed and the frequency of this combing. Moreover we can

speak of the many ingredients, more or less greasy, with which negroes of many regions smear their heads, not to mention the layers of clay applied to their hair in different forms, namely in oblong berries which, once dry, make up a hard clay cap-like protection ⁽¹⁾.

Of course in such cases it is impossible to determine the shape and arrangement of the hair, agglutinated and covered with dry clay.

But even when the woolly hair is not smeared and we can see it in its natural condition we are not always able to appreciate it.

Frequently there appear some negroes who, on the top of their heads, show a continuous woolly aspect (H or I in the table of fig. 1) and on their temporo-parietal regions, more or less isolated tufts of hair (K or L in the table) sometimes almost like typical pepper seeds.

This variety of aspects is partly connected with the length of the hair, and, to a certain extent, depends upon the manner the hair has been cut. In such cases we could choose the criterium of predominance. So, when the configuration of the woolly hair on the temporal, parietal and occipital regions stretches up to the top of the head in such a way that, though we can see a pilose cluster of a different shape there, yet covering only a rather small area, the type of hair to note would be the one on the lateral regions.

Great difficulties sometimes arise.

When the difference between the sides and the top of the head is quite obvious, the best way is to record both aspects.

Anyway a table with the standard types of the configuration of the negroes' woolly hair must be available.

During the 6 campaigns carried out in Africa by the Anthropological Mission, I have the honour to lead, I could see and observe many a thousand of negroes' heads.

As a result of these observations I have drawn up a diagram for the study and analysis of the shape of hair which can perhaps be used for the melanodermic races.

⁽¹⁾ FERNANDO MOUTA, *Etnografia Angolana (Subsidios), África Ocidental (Malange e Luanda)*, Lisboa, 1933, 10 pictures. 40 pictures. In this excellent catalogue, published for the First Colonial Exhibition held in Oporto, in 1934, one may see some photos of woolly hair shaped with clay.

This woolly hair, the author says on page 6, is first divided into thin tresses which are then made thicker, one by one, by means of a red clay paste prepared with «tucula», extracted from the plant «*Pterocarpus tinctoricus Welw*». Finally, the whole thing looks like a bunch of oblong grapes.

These types appear in fig. 2.

The first two schemas, A and B, stand for a type of hair I sometimes met with, sporadically in this one or that one tribe and most

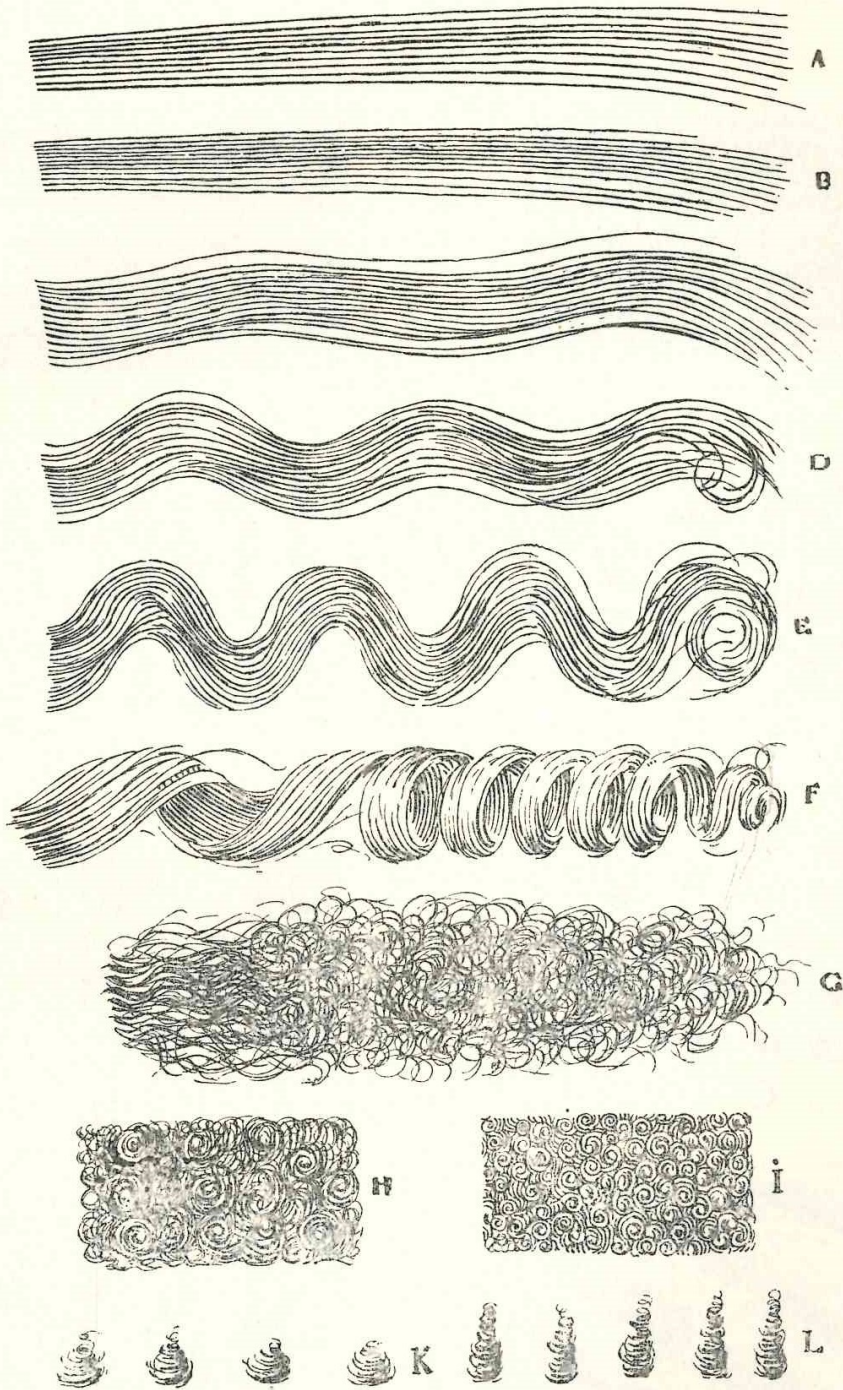



Fig. 1 — Table for the general shape of the hair (Martin).


frequently among some individuals belonging to the Antumbas (Angónia, district of Tete) and Pimbés (on the Zambeze bank, Chicóá, district of Tete) tribes. Quite frequently even among the Antumbas.




A



B




C



D




E




F




G



H



I



J

Fig. 2 — Table of the author for the general shape of the negroes' hair. A — *Eurycamptotrichous*; B — *Stenocamptotrichous*; C — *Euryeriocomous*; D — *Steneriocomous*; E — *Chamælophocomous*; F — *Hypsolophocomous*; G — *Diulotrichous*; H — *Synulotrichous*; I — *Orthulotrichous*; J — *Dictiulotrichous*.

The hairs, tending to curl up in a helical line, yet describe only a curve without getting so far as to wind round one another. The curling may be large, schema A, or shorter, schema B. In either case the hair of this type is smooth to the touch.

It is the type I named «camptotrichous» from the Greek «kamptós», curved, and *thrix*, *trikhós*, hair (1).

I don't know how far it is convenient to keep the *camptotrichous* types (*eurycamptotrichous* and *stenocamptotrichous*), A and B, or to turn them into one only. Further observations will decide this point.

Schemas C and D are just reproductions of the similar ones in Martin table.

It is the unbrokenly fleecy or *eriacomi* type which appears in two grades, one curling in large spirals and the other in narrow ones. We can name the first type, of large spirals, *euryeriacomous*, from the Greek, *eurys*, broad, wide, and *kóme*, hair; the second type, of narrow spirals, we can name it *steneriacomous* (fig. 3) from the Greek *stenós*, narrow (2).

Types E and F are also reproductions of two types in Martin table, marked by tufts or isolated glomeruli. They constitute two grades of the *lophocomi* type, of which the pepper-seeds type is a small tufted variety.

After Dr. INEZ LOURO's opinion, type E may be called *chamaelophocomous*, from the Greek *chamai*, on the ground, level, dwarf, plus *lóphos*, crest, tuft, and *kóme*, hair; type F, *hypsolophocomous*, from the Greek *hypsos*, height, (meaning high, long and thin). In the opinion of the above mentioned and distinguished philologist, the pepper-seed type may be called *microlophocomous*.

(1) I am most obliged to the distinguished Professor and philologist Dr. FRANCISCO TORRINHA for having, when consulted by me about this matter, helped me to create the four words «camptotrichous», «diulotrichous», «synulotrichous» and «orthulotrichous». I pay homage to the memory of this cherished erudite friend of mine.

(2) I am most obliged to Dr. JOSÉ INEZ LOURO, a greatly distinguished researcher of the «Centro de Estudos Filológicos do Instituto de Alta Cultura», for the creation of these and other vocables mentioned further on.

The vast knowledge of Dr. INEZ LOURO, who for many years has been studying the Greek language about which he has published some momentous works, was widely proved by the readiness with which he answered when consulted by me over the necessity of naming certain types of the negroes' hair.

Here I pay my respects to him and my most sincere thanks.

Schema G is the one I call *diulatrighous*, from the Greek *di(a)*, division, plus *oulos*, tuft, and *thrix*, *trikhós*, hair. It may remind us of the *lophocomi* type, but we must notice that the tufts are inclined or bent downwards. The hairs gather spontaneously in tufts or glomeruli somewhat voluminous, isolated and bent down.

They grow in an islet-like way, each islet made up of one single oblong glomerulus.

In schema H the hair grows also in small islets, kept apart from que another, as in the case aforementioned, by spaces covered with some short and slightly curled hair. Here, however, each islet is caused by the gathering together of some glomeruli, each one of them much smaller than the tufts or glomeruli of the previous type, and, as a rule, with converging axes. I shall call this type *synulotrighous*, from the Greek, *syn*, together, plus *oulos* and *thrix*, *trikhós*.

In schema I the glomeruli or tufts may remind us of the *diulotrighous* but its disposition is now in more or less straight rows or lines. We could name this type *euthyulotrighous*, from the Greek *euthys*, straight, or *orthulotrighous* (fig. 4 and 6) from the Greek *orthós*, which also means straight.

After Dr. FRANCISCO TORRINHA, who was a distinguished professor at the Arts Faculty of Oport University, a remarkable lexicographer and creator of these two vocables, we must prefer the second one, its root *orthós* being more current.

The last type in the table, which we call *dictiulotrighous*, from the Greek *diktyon*, net, more, *oulos*, more *thrix*, *trikhós*, is composed of closely intertwined tufts making up cords, now straight now curved, occasionally linked up by expansion or diverticles (fig. 7 and 8). The mass of the cords ranging irregularly forms a network of dissimilar mesh. The spaces between the cords have scanty hair and take the shape of an irregular mosaic.

*

* *

I have found specimens of all these types among the thousands of negroes of Moçambique examined by me.

As I go on studying Moçambique tribes, I will, in the section of descriptive features, give an account of the percentages found in them for each type of this table.

It is not always an easy task to classify the arrangement and dis-

tribution of the tufts in a head of woolly hair within the standard types of table now issued by us, v. g. MARTIN table.

But we must remember that in such tables one must avoid an excessive splitting up of standards.

One problem to study will be the one concerning the genetics of these types of woolly hair.

How far are they transmitted by heredity?

Another aspect worth studying, in my opinion, is the number of hairs per a certain area, as well as the manner of their insertion in the scalp.

These two elements, together with the index of the hair section, may perhaps explain the morphological diversity of the negroes' hair, which we were able to observe in the six campaigns of the Moçambique Anthropological Mission.

Instituto de Antropologia da Universidade do Porto
31 de Janeiro de 1958

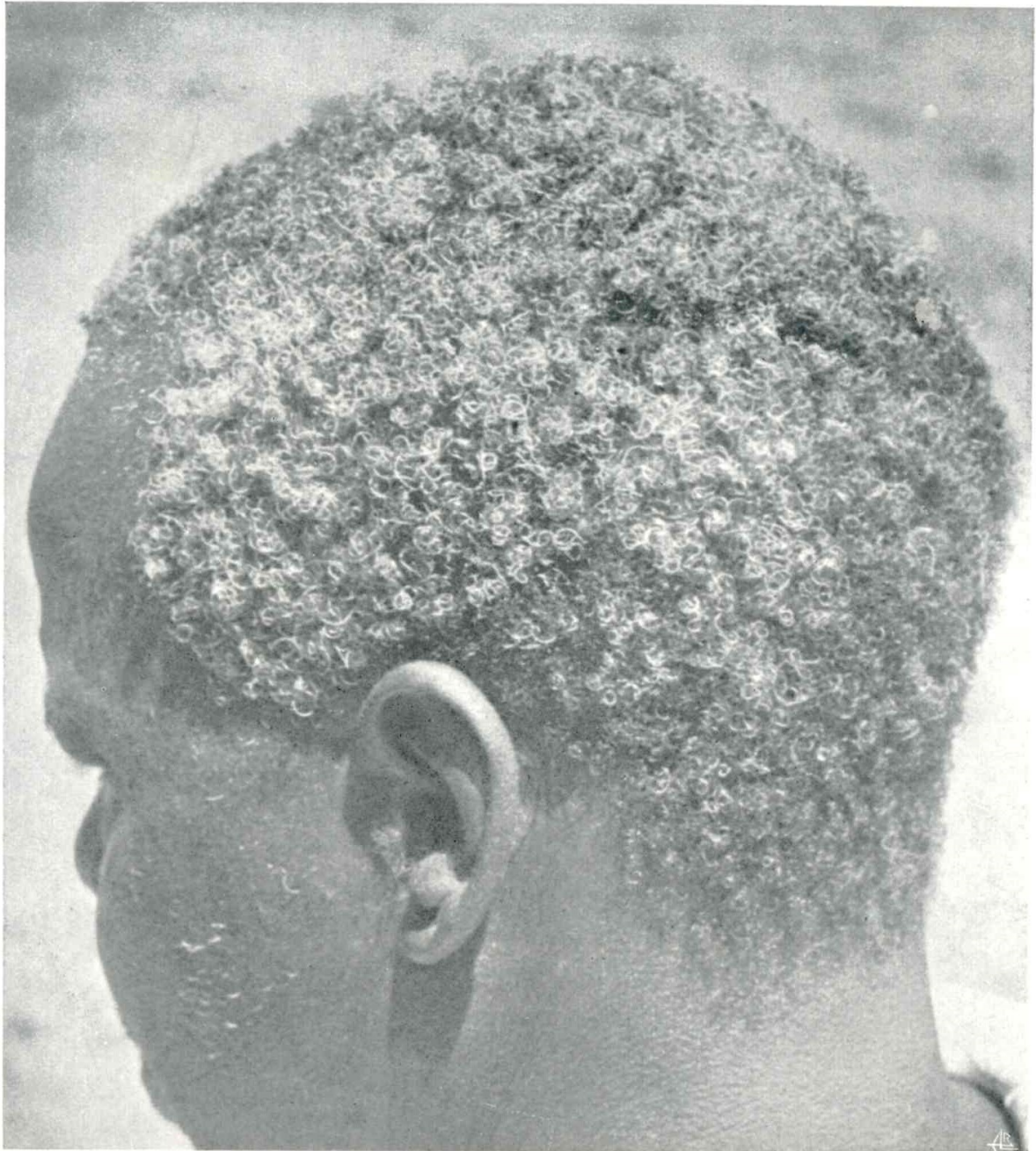


Foto Santos Júnior

Fig. 3 — Hair of a negro from Moçambique of the unbrokenly fleecy or *eriacomi* type. As the curling is narrow, narrow spirals, we name this type *steneriocomous*.

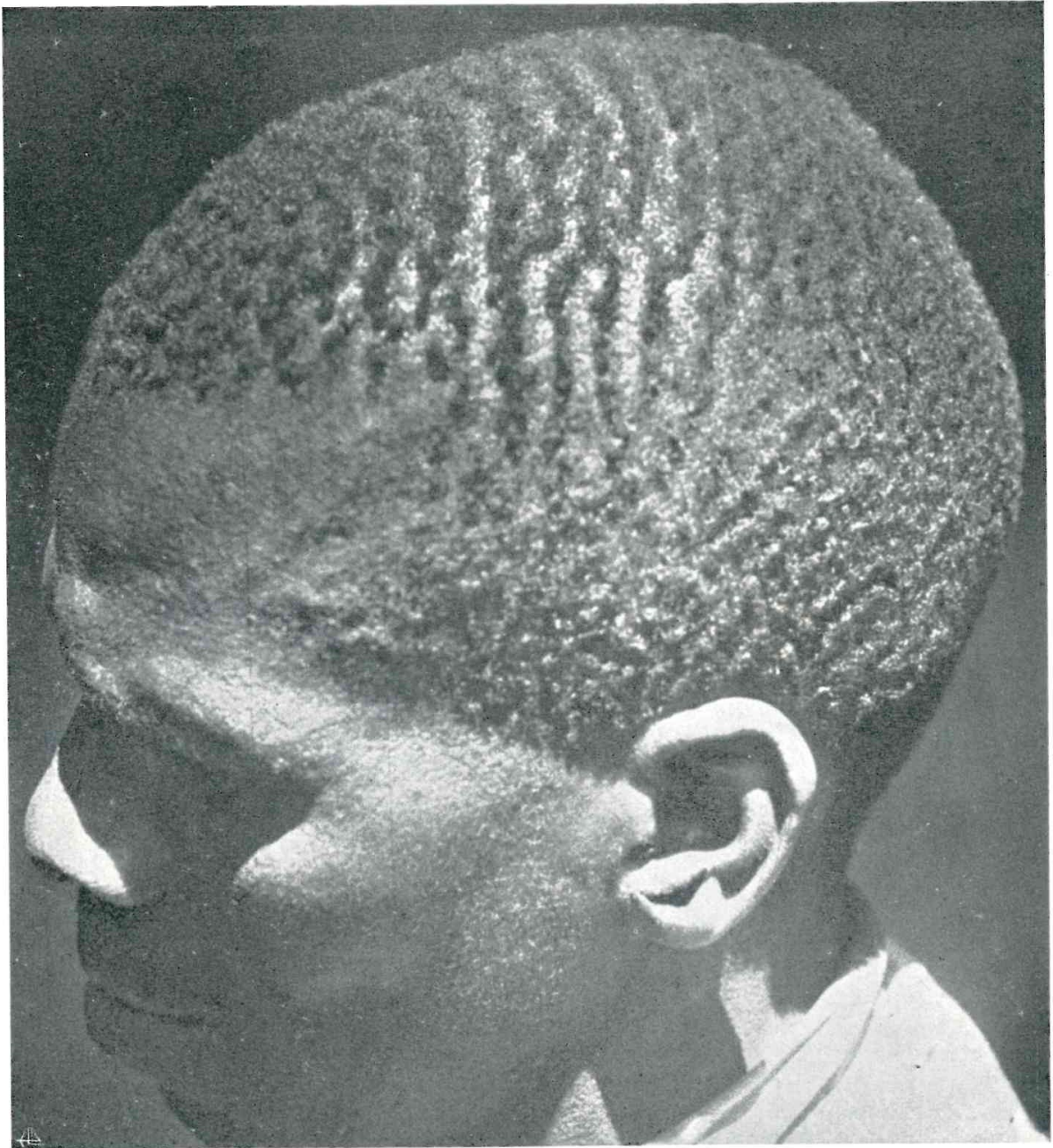


Foto Santos Júnior

Fig. 4 — Head of a negro from Moçambique showing woolly hair of the *orthotrichous* type.

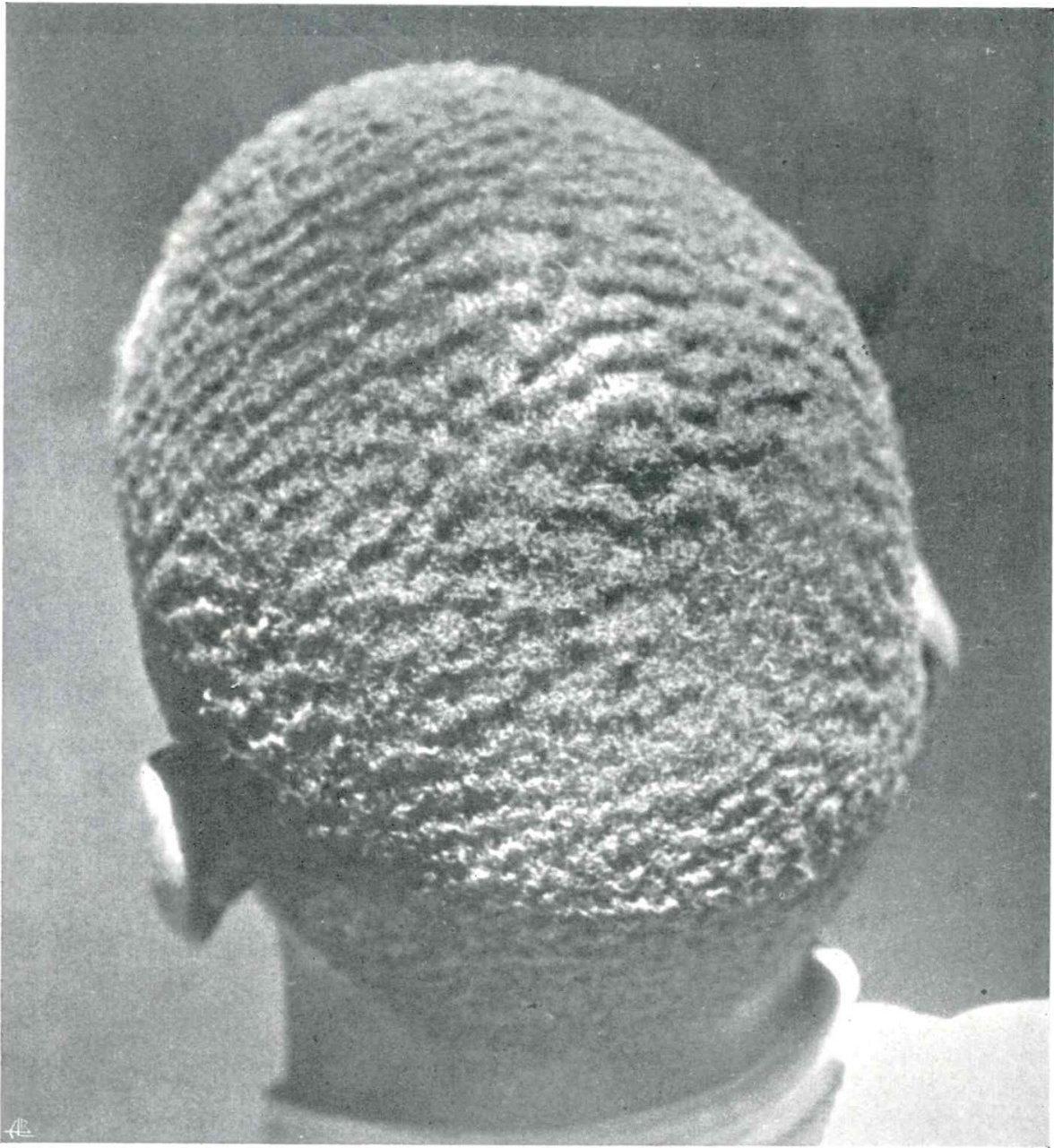


Foto Santos Júnior

Fig. 5 — A photo of the head of the negro in the previous picture clearly showing the *orthulotrichous* type, well marked specially on the fore half.

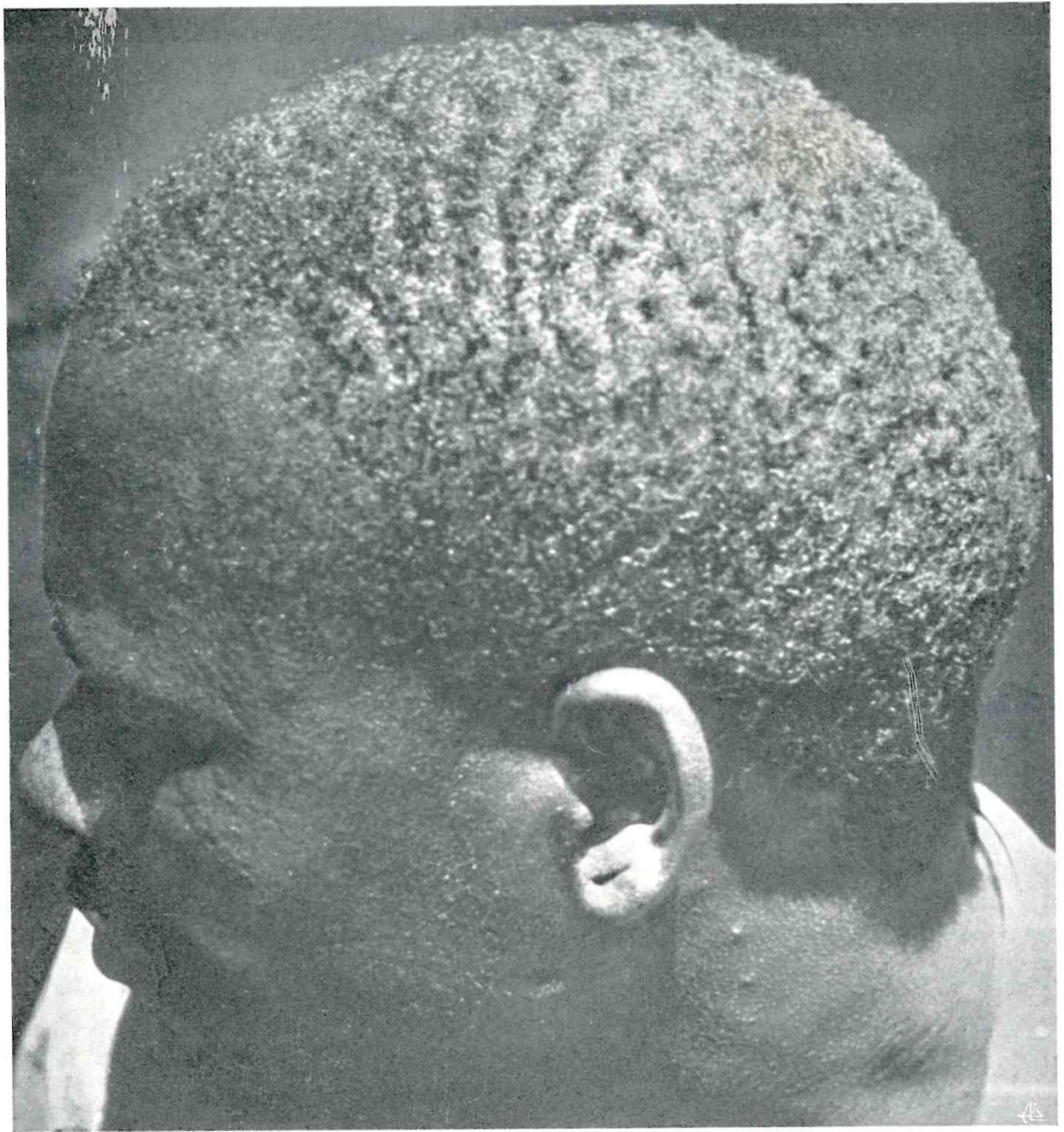


Foto Santos Júnior

Fig. 6 — On this head there is, say, association of two types, which is often found. On the parietal bump the hair grows in isolated tufts (*eriacomi*) with a tendency to form rows here and there. On the fore half of the head the *orthulotrichous* disposition is quite clear.

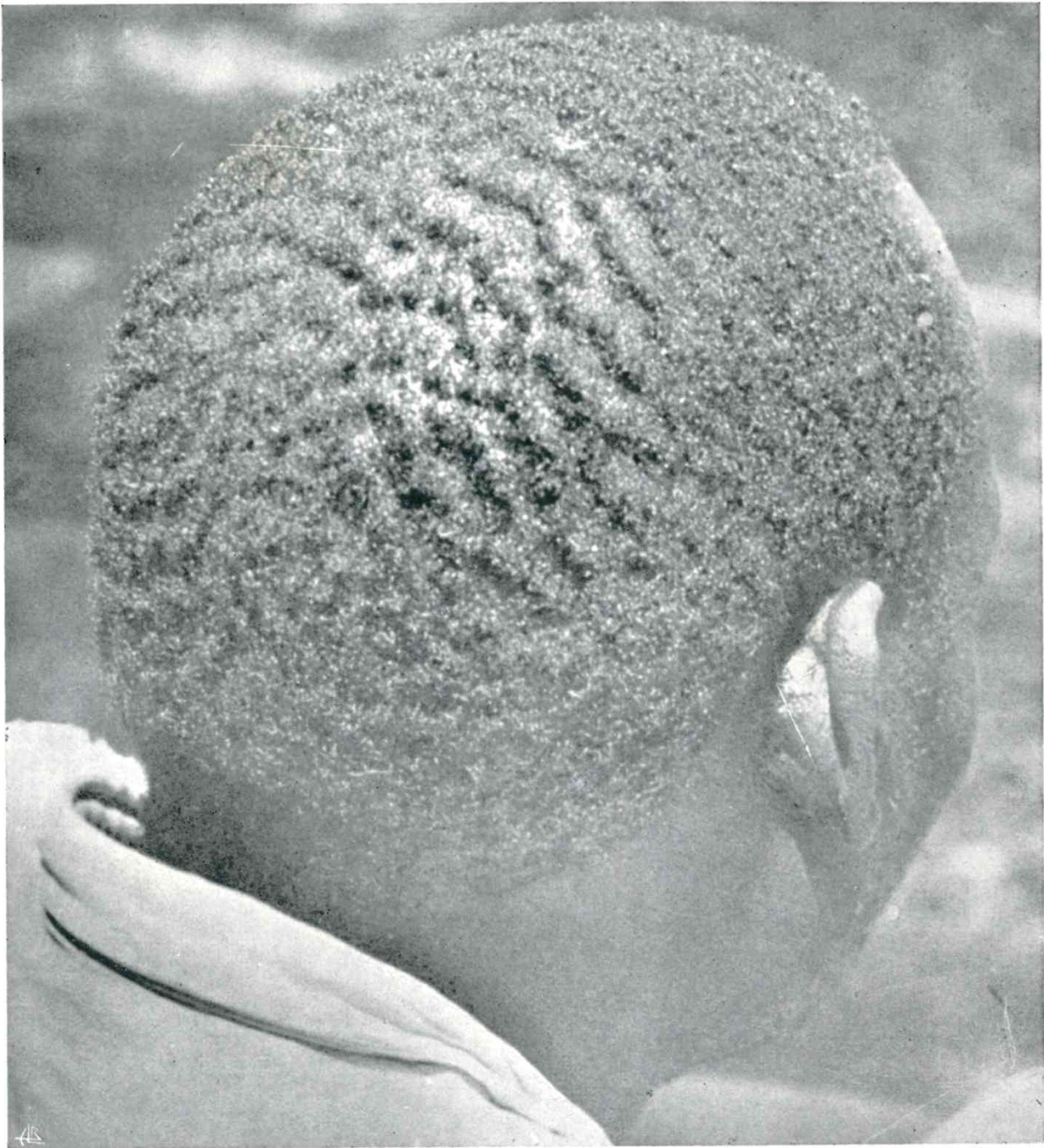


Foto Santos Júnior

Fig. 7 — Woolly hair of a negro from Moçambique made up of wavy cords or cords in zigzags linked here and there by expansions or diverticles. It is the type I name *dictiulotrichous* from the Greek *dikty(on)*, net, plus *oulos*, tuft, plus *thrix*, *trikhós*, hair.

MUNICIPIO DE BARCELG
BIBLIOTECA

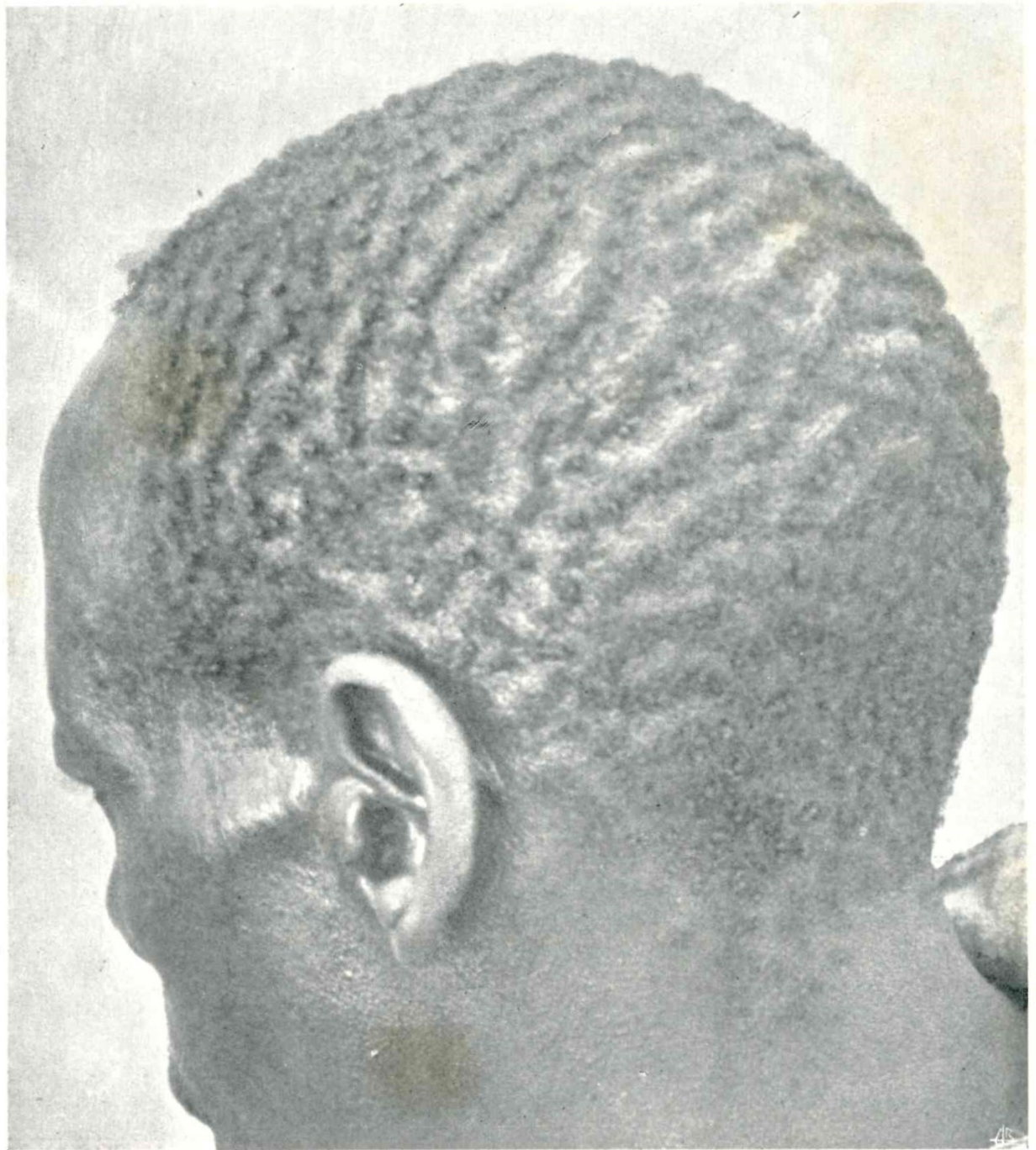


Foto Santos Júnior

Fig. 8 — Another case of woolly hair of the *dictiulotrichous* type like the one in the previous picture. In this case small tufts or glomeruli appear along the cords here and there.

Extracto do vol. XVII
DOS
«Trabalhos de Antropologia e Etnologia»

biblioteca
municipal
barcelos



54888

table for the general shape of
the negroes' hair